

Highbay Performer Linear

- Robust and powerful Highbay solution with rectangular design
- Very high efficiency of 180lm/W
- Suspension kit included (1m)
- Tilttable mounting bracket available as accessory



Specifications

Item Code	Item Description	Equivalent to (W)	Power (W)	Lumen	Efficacy (lm/W)	CCT (K)	Beam angle	Net Weight (pc/kg)
Smart								
545001107800	LEDHighbay-Lin-P 300W-BLE2-840-AS	HID 1000W	300	54000	180	4000	60° x 105°	8.3

Accessories



545098010600
LEDHighbay-Lin-P
Rotatable Bracket

Packaging information

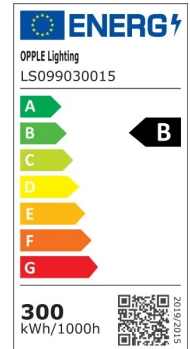
Item			Box			
Item Code	Item Description	EU HS Code	Dimensions (mm) (LxWxH)	Gross Weight (pc/kg)	EAN	pc/box
545001107800	LEDHighbay-Lin-P 300W-BLE2-840-AS	94051190	760x385x135	9.10	6931783047071	1
545098010600	LEDHighbay-Lin-P Rotatable Bracket	94059900	200x100x365	3.25	6931783049778	1

Technical Specifications	
Lifetime (L70)	120,000 h
Lifetime (L80)	80,000 h
On-/Off-cycles	100,000
Colour consistency (SDCM)	4
Dimmability	BLE2
Finishing	Grey Pantone 417U
RAL-Number	9022
Colour rendering index (CRI)	> 80
Efficacy (lm/W)	180 lm/W
Ingress Protection (IP)	IP66
Impact strength (IK)	IK10
Protection class	I
Risk group (EN 62471)	RG1
With control gear	True
Glow wire test	850 °C
Driver failure rate (at 5,000 hrs)	≤ 1 %
Power factor	≥ 0.95
Surge protection (kV)	4 kV

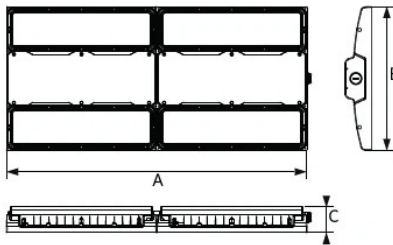
Electrical Supply	
Frequency	50 - 60 Hz
Nominal voltage	220 - 240 V
DC input voltage	See catalogue appendix Connection Specifications
230V Cable length	1 m

Mechanical Properties	
Housing material	Aluminium
Optical material	Polycarbonate

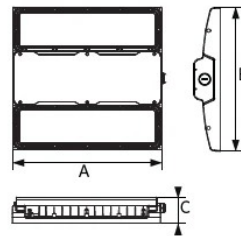
Ambient Conditions	
Operating temperature	-25 ~ 45 °C
Application temperature	25 °C
Storage environment	-30 ~ 50 °C



Dimensional Drawing (mm)



	A	B	C
240W	680	325	60
300W	680	325	60



Type	A	B	C
150W	340	325	60

Photometric Data

