



LED Strip - IP20

- Complete LED Strip portfolio
- Wide profile portfolio with different color options



Specifications

| Item Code | Item Description | Efficacy (lm/W) | CCT (K) | [LEDs per meter] | [Minimum cutting length] | [Power per meter] | [Lumen per meter] | Net Weight (pc/kg) |
|--------------|-------------------------------|-----------------|---------|------------------|--------------------------|-------------------|-------------------|--------------------|
| IP20 | | | | | | | | |
| 806001007600 | LEDStrip-E 9.6W-927-1200-IP20 | 115 | 2700 | 140 | 50 | 9.6 | 1200 | 0.1 |

Accessories



806098001800
LEDStrip Profile-SF-10x10-AL



806098002000
LEDStrip Profile-SF-15x15-AL



806098002200
LEDStrip Profile-SF-17x7-AL



806098002400
LEDStrip Profile-RC-10x10-AL



806098002500
LEDStrip Profile-RC-15x15-AL



806098002600
LEDStrip Profile-Corner-18x18-AL



806098003000
LEDStrip Connector-SS-IP20



806098003400
LEDStrip Wire-Connector-SW-IP20



806098003800
LEDStrip Wire-Connector-SS-IP20



806098004200
LEDStrip L-Connector-SS-IP20



820009008000
LEDDriver 24V-60W



820009008100
LEDDriver 24V-120W




820009008200
LEDDriver 24V-160W



820009008300
LEDDriver 24V-240W



820002006200
LEDDriver 24V-75W-DALI/10V/PWM



820002006300
LEDDriver 24V-150W-DALI/10V/PWM



820002006400
LEDDriver 24V-240W-DALI/10V/PWM

Packaging information

| Item | | | Box | | | |
|--------------|----------------------------------|------------|-------------------------|----------------------|---------------|--------|
| Item Code | Item Description | EU HS Code | Dimensions (mm) (LxWxH) | Gross Weight (pc/kg) | EAN | pc/box |
| 806001007600 | LEDStrip-E 9.6W-927-1200-IP20 | 94054239 | 200x180x14 | 0.16 | 6941491788470 | 1 |
| 806098001800 | LEDStrip Profile-SF-10x10-AL | 94059900 | 2050x33x33 | 0.20 | 6931783054383 | 1 |
| 806098001900 | LEDStrip Profile-SF-10x10-BL | 94059900 | 2050x33x33 | 0.20 | 6931783054390 | 1 |
| 806098002000 | LEDStrip Profile-SF-15x15-AL | 94059900 | 2050x33x33 | 0.20 | 6931783054406 | 1 |
| 806098002100 | LEDStrip Profile-SF-15x15-BL | 94059900 | 2050x33x33 | 0.20 | 6931783054413 | 1 |
| 806098002200 | LEDStrip Profile-SF-17x7-AL | 94059900 | 2050x33x33 | 0.20 | 6931783054420 | 1 |
| 806098002300 | LEDStrip Profile-SF-17x7-BL | 94059900 | 2050x33x33 | 0.20 | 6931783054437 | 1 |
| 806098002400 | LEDStrip Profile-RC-10x10-AL | 94059900 | 2050x33x33 | 0.20 | 6931783054444 | 1 |
| 806098002500 | LEDStrip Profile-RC-15x15-AL | 94059900 | 2050x33x33 | 0.20 | 6931783054451 | 1 |
| 806098002600 | LEDStrip Profile-Corner-18x18-AL | 94059900 | 2050x33x33 | 0.20 | 6931783054468 | 1 |
| 806098003000 | LEDStrip Connector-SS-IP20 | 85444290 | 18x12x11 | 0.04 | 6931783054246 | 1 |
| 806098003400 | LEDStrip Wire-Connector-SW-IP20 | 85444290 | 18x12x11 | 0.04 | 6931783054277 | 1 |
| 806098003800 | LEDStrip Wire-Connector-SS-IP20 | 85444290 | 18x12x11 | 0.04 | 6931783054307 | 1 |
| 806098004200 | LEDStrip L-Connector-SS-IP20 | 85444290 | 18x12x21 | 0.04 | 6931783054338 | 1 |
| 820009008000 | LEDDriver 24V-60W | 85369010 | 237x50x38 | 0.23 | 6941491787435 | 1 |
| 820009008100 | LEDDriver 24V-120W | 85369010 | 298x50x38 | 0.23 | 6941491787398 | 1 |
| 820009008200 | LEDDriver 24V-160W | 85369010 | 298x50x38 | 0.28 | 6941491787404 | 1 |
| 820009008300 | LEDDriver 24V-240W | 85369010 | 335x50x38 | 0.28 | 6941491787411 | 1 |
| 820002006200 | LEDDriver 24V-75W-DALI/10V/PWM | 85369010 | 301x46x37 | 0.44 | 6941491788203 | 1 |
| 820002006300 | LEDDriver 24V-150W-DALI/10V/PWM | 85369010 | 301x46x37 | 0.44 | 6941491788210 | 1 |
| 820002006400 | LEDDriver 24V-240W-DALI/10V/PWM | 85369010 | 366x46x37 | 0.63 | 6941491788227 | 1 |
| 820002006500 | LEDDriver 24V-75W-DALI-IP67 | 85369010 | 310x82x27 | 0.84 | 6941491788234 | 1 |
| 820002006600 | LEDDriver 24V-150W-DALI-IP67 | 85369010 | 310x82x27 | 0.83 | 6941491788241 | 1 |
| 820002006700 | LEDDriver 24V-240W-DALI-IP67 | 85369010 | 290x85x31 | 1.08 | 6941491788258 | 1 |
| 820003003900 | LEDDriver 24V-75W-10V/PWM-IP67 | 85369010 | 310x82x27 | 0.81 | 6941491788265 | 1 |
| 820003004000 | LEDDriver 24V-150W-10V/PWM-IP67 | 85369010 | 310x82x27 | 0.85 | 6941491788272 | 1 |
| 820003004100 | LEDDriver 24V-240W-10V/PWM-IP67 | 85369010 | 290x85x31 | 1.08 | 6941491788289 | 1 |

Technical Specifications

| | |
|------------------------------|---------------------|
| Lifetime (L70) | 50,000 |
| Dimmability | DALI2 / 1-10V / PWM |
| Colour rendering index (CRI) | > 90 |
| Ingress Protection (IP) | IP20 |
| Risk group (EN 62471) | RGO |
| With control gear | False |

Electrical Supply

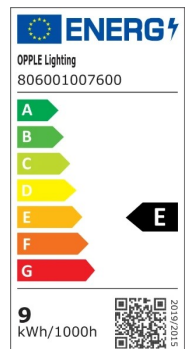
| | |
|-----------------|-----------|
| Frequency | 50 - 60 |
| Nominal voltage | 220 - 240 |

Mechanical Properties

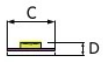
| | |
|----------|------|
| [Length] | 5000 |
|----------|------|

Ambient Conditions

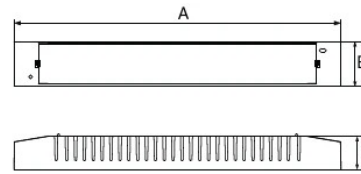
| | |
|-------------------------|-------------|
| Operating temperature | -10 - 45 °C |
| Application temperature | 25 °C |
| Storage environment | -25 - 50 °C |



Dimensional Drawing (mm)



| Strip IP20 | A | B | C | D | E |
|------------|------|-----|---|-----|----|
| 4,8W | 5000 | 300 | 8 | 1,5 | 50 |
| 9,6W | 5000 | 300 | 8 | 1,5 | 50 |
| 14,4W | 5000 | 300 | 8 | 1,5 | 42 |
| 19,2W | 5000 | 300 | 8 | 1,5 | 42 |



| IP20 Driver | A | B | C |
|-------------|-----|------|------|
| 36W | 172 | 45 | 32 |
| 40W | 185 | 42,5 | 28,5 |
| 60W | 202 | 45 | 32 |
| 75W | 295 | 40 | 32 |
| 120W | 260 | 45 | 32 |
| 150W | 295 | 40 | 31 |
| 160W | 260 | 45 | 32 |
| 240W | 310 | 50 | 32 |