



LED Strip - IP20

- Complete LED Strip portfolio
- Wide profile portfolio with different color options



Specifications

Item Code	Item Description	Efficacy (lm/W)	CCT (K)	[LEDs per meter]	[Minimum cutting length]	[Power per meter]	[Lumen per meter]	Net Weight (pc/kg)
IP20								
806001007800	LEDStrip-E 9,6W-940-1200-IP20	125	4000	140	50	9.6	1200	0.1

Accessories



806098001800
LEDStrip Profile-SF-10x10-AL



806098002000
LEDStrip Profile-SF-15x15-AL



806098002200
LEDStrip Profile-SF-17x7-AL



806098002400
LEDStrip Profile-RC-10x10-AL



806098002500
LEDStrip Profile-RC-15x15-AL



806098002600
LEDStrip Profile-Corner-18x18-AL



806098003000
LEDStrip Connector-SS-IP20



806098003400
LEDStrip Wire-Connector-SW-IP20



806098003800
LEDStrip Wire-Connector-SS-IP20



806098004200
LEDStrip L-Connector-SS-IP20



820009008000
LEDDriver 24V-60W



820009008100
LEDDriver 24V-120W




820009008200
LEDDriver 24V-160W



820009008300
LEDDriver 24V-240W



820002006200
LEDDriver 24V-75W-DALI/10V/PWM



820002006300
LEDDriver 24V-150W-DALI/10V/PWM



820002006400
LEDDriver 24V-240W-DALI/10V/PWM

Packaging information

Item			Box			
Item Code	Item Description	EU HS Code	Dimensions (mm) (LxWxH)	Gross Weight (pc/kg)	EAN	pc/box
806001007800	LEDStrip-E 9.6W-940-1200-IP20	94054239	200x180x14	0.16	6941491788494	1
806098001800	LEDStrip Profile-SF-10x10-AL	94059900	2050x33x33	0.20	6931783054383	1
806098001900	LEDStrip Profile-SF-10x10-BL	94059900	2050x33x33	0.20	6931783054390	1
806098002000	LEDStrip Profile-SF-15x15-AL	94059900	2050x33x33	0.20	6931783054406	1
806098002100	LEDStrip Profile-SF-15x15-BL	94059900	2050x33x33	0.20	6931783054413	1
806098002200	LEDStrip Profile-SF-17x7-AL	94059900	2050x33x33	0.20	6931783054420	1
806098002300	LEDStrip Profile-SF-17x7-BL	94059900	2050x33x33	0.20	6931783054437	1
806098002400	LEDStrip Profile-RC-10x10-AL	94059900	2050x33x33	0.20	6931783054444	1
806098002500	LEDStrip Profile-RC-15x15-AL	94059900	2050x33x33	0.20	6931783054451	1
806098002600	LEDStrip Profile-Corner-18x18-AL	94059900	2050x33x33	0.20	6931783054468	1
806098003000	LEDStrip Connector-SS-IP20	85444290	18x12x11	0.04	6931783054246	1
806098003400	LEDStrip Wire-Connector-SW-IP20	85444290	18x12x11	0.04	6931783054277	1
806098003800	LEDStrip Wire-Connector-SS-IP20	85444290	18x12x11	0.04	6931783054307	1
806098004200	LEDStrip L-Connector-SS-IP20	85444290	18x12x21	0.04	6931783054338	1
820009008000	LEDDriver 24V-60W	85369010	237x50x38	0.23	6941491787435	1
820009008100	LEDDriver 24V-120W	85369010	298x50x38	0.23	6941491787398	1
820009008200	LEDDriver 24V-160W	85369010	298x50x38	0.28	6941491787404	1
820009008300	LEDDriver 24V-240W	85369010	335x50x38	0.28	6941491787411	1
820002006200	LEDDriver 24V-75W-DALI/10V/PWM	85369010	301x46x37	0.44	6941491788203	1
820002006300	LEDDriver 24V-150W-DALI/10V/PWM	85369010	301x46x37	0.44	6941491788210	1
820002006400	LEDDriver 24V-240W-DALI/10V/PWM	85369010	366x46x37	0.63	6941491788227	1
820002006500	LEDDriver 24V-75W-DALI-IP67	85369010	310x82x27	0.84	6941491788234	1
820002006600	LEDDriver 24V-150W-DALI-IP67	85369010	310x82x27	0.83	6941491788241	1
820002006700	LEDDriver 24V-240W-DALI-IP67	85369010	290x85x31	1.08	6941491788258	1
820003003900	LEDDriver 24V-75W-10V/PWM-IP67	85369010	310x82x27	0.81	6941491788265	1
820003004000	LEDDriver 24V-150W-10V/PWM-IP67	85369010	310x82x27	0.85	6941491788272	1
820003004100	LEDDriver 24V-240W-10V/PWM-IP67	85369010	290x85x31	1.08	6941491788289	1

Technical Specifications

Lifetime (L70)	50,000
Dimmability	DALI2 / 1-10V / PWM
Colour rendering index (CRI)	> 90
Ingress Protection (IP)	IP20
Risk group (EN 62471)	RGO
With control gear	False

Electrical Supply

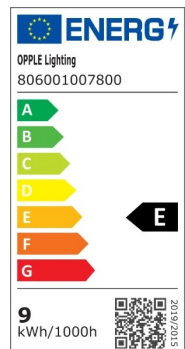
Frequency	50 - 60
Nominal voltage	220 - 240

Mechanical Properties

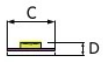
[Length]	5000
----------	------

Ambient Conditions

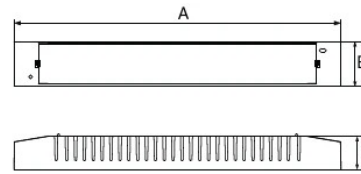
Operating temperature	-10 - 45 °C
Application temperature	25 °C
Storage environment	-25 - 50 °C



Dimensional Drawing (mm)



Strip IP20	A	B	C	D	E
4,8W	5000	300	8	1,5	50
9,6W	5000	300	8	1,5	50
14,4W	5000	300	8	1,5	42
19,2W	5000	300	8	1,5	42



IP20 Driver	A	B	C
36W	172	45	32
40W	185	42,5	28,5
60W	202	45	32
75W	295	40	32
120W	260	45	32
150W	295	40	31
160W	260	45	32
240W	310	50	32