



**LED Strip - IP20**

- Komplettes Angebot an LED- Strips
- Breites Profilportfolio mit verschiedenen Farboptionen



**Spezifikationen**

Artikelnummer	Artikelbeschreibung	Lichtausbeute (lm/W)	CCT (K)	[LEDs per meter]	[Minimum cutting length]	[Power per meter]	[Lumen per meter]	Nettogewicht (kg/st)
<b>IP20</b>								
806001007600	LEDStrip-E 9.6W-927-1200-IP20	115	2700	140	50	9.6	1200	0.1

## Zubehörteile



806098001800  
LEDStrip Profile-SF-10x10-  
AL



806098002000  
LEDStrip Profile-SF-15x15-  
AL



806098002200  
LEDStrip Profile-SF-17x7-  
AL



806098002400  
LEDStrip Profile-RC-  
10x10-AL



806098002500  
LEDStrip Profile-RC-15x15-  
AL



806098002600  
LEDStrip Profile-Corner-  
18x18-AL



806098003000  
LEDStrip Connector-SS-  
IP20



806098003400  
LEDStrip Wire-Connector-  
SW-IP20



806098003800  
LEDStrip Wire-Connector-  
SS-IP20



806098004200  
LEDStrip L-Connector-SS-  
IP20



820009008000  
LEDDriver 24V-60W



820009008100  
LEDDriver 24V-120W




820009008200  
LEDDriver 24V-160W



820009008300  
LEDDriver 24V-240W



820002006200  
LEDDriver 24V-75W-  
DALI/10V/PWM



820002006300  
LEDDriver 24V-150W-  
DALI/10V/PWM



820002006400  
LEDDriver 24V-240W-  
DALI/10V/PWM

# Verpackungsinformationen

Artikel			Kasten			
Artikelnummer	Artikelbeschreibung	EU-HS-Code	Abmessungen (mm) (LxBxH)	Bruttogewicht (kg/st)	EAN	Stück/Karton
806001007600	LEDStrip-E 9.6W-927-1200-IP20	94054239	200x180x14	0.16	6941491788470	1
806098001800	LEDStrip Profile-SF-10x10-AL	94059900	2050x33x33	0.20	6931783054383	1
806098001900	LEDStrip Profile-SF-10x10-BL	94059900	2050x33x33	0.20	6931783054390	1
806098002000	LEDStrip Profile-SF-15x15-AL	94059900	2050x33x33	0.20	6931783054406	1
806098002100	LEDStrip Profile-SF-15x15-BL	94059900	2050x33x33	0.20	6931783054413	1
806098002200	LEDStrip Profile-SF-17x7-AL	94059900	2050x33x33	0.20	6931783054420	1
806098002300	LEDStrip Profile-SF-17x7-BL	94059900	2050x33x33	0.20	6931783054437	1
806098002400	LEDStrip Profile-RC-10x10-AL	94059900	2050x33x33	0.20	6931783054444	1
806098002500	LEDStrip Profile-RC-15x15-AL	94059900	2050x33x33	0.20	6931783054451	1
806098002600	LEDStrip Profile-Corner-18x18-AL	94059900	2050x33x33	0.20	6931783054468	1
806098003000	LEDStrip Connector-SS-IP20	85444290	18x12x11	0.04	6931783054246	1
806098003400	LEDStrip Wire-Connector-SW-IP20	85444290	18x12x11	0.04	6931783054277	1
806098003800	LEDStrip Wire-Connector-SS-IP20	85444290	18x12x11	0.04	6931783054307	1
806098004200	LEDStrip L-Connector-SS-IP20	85444290	18x12x21	0.04	6931783054338	1
820009008000	LEDDriver 24V-60W	85369010	237x50x38	0.23	6941491787435	1
820009008100	LEDDriver 24V-120W	85369010	298x50x38	0.23	6941491787398	1
820009008200	LEDDriver 24V-160W	85369010	298x50x38	0.28	6941491787404	1
820009008300	LEDDriver 24V-240W	85369010	335x50x38	0.28	6941491787411	1
820002006200	LEDDriver 24V-75W-DALI/10V/PWM	85369010	301x46x37	0.44	6941491788203	1
820002006300	LEDDriver 24V-150W-DALI/10V/PWM	85369010	301x46x37	0.44	6941491788210	1
820002006400	LEDDriver 24V-240W-DALI/10V/PWM	85369010	366x46x37	0.63	6941491788227	1
820002006500	LEDDriver 24V-75W-DALI-IP67	85369010	310x82x27	0.84	6941491788234	1
820002006600	LEDDriver 24V-150W-DALI-IP67	85369010	310x82x27	0.83	6941491788241	1
820002006700	LEDDriver 24V-240W-DALI-IP67	85369010	290x85x31	1.08	6941491788258	1
820003003900	LEDDriver 24V-75W-10V/PWM-IP67	85369010	310x82x27	0.81	6941491788265	1
820003004000	LEDDriver 24V-150W-10V/PWM-IP67	85369010	310x82x27	0.85	6941491788272	1
820003004100	LEDDriver 24V-240W-10V/PWM-IP67	85369010	290x85x31	1.08	6941491788289	1

## Technische Daten

Lebensdauer (L70)	50.000
Steuerbar	DALI2 / 1-10V / PWM
Farbwiedergabeindex (CRI)	> 90
Schutzart (IP)	IP20
Risikogruppe (EN 62471)	RGO
Mit Betriebsgerät	Nein

## Stromversorgung

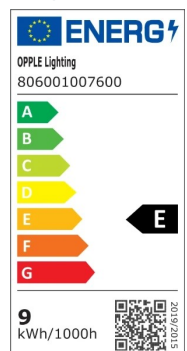
Frequenz	50 - 60
Nennspannung	220 - 240

## Material

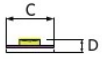
[Length]	5000
----------	------

## Anwendungsmöglichkeiten

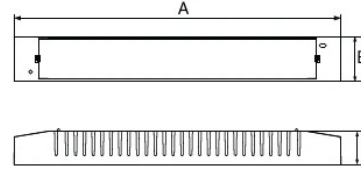
Betriebstemperatur	-10 - 45 °C
Anwendungstemperatur	25 °C
Lagertemperatur	-25 - 50 °C



# Produktmaße (mm)



Strip IP20	A	B	C	D	E
4,8W	5000	300	8	1,5	50
9,6W	5000	300	8	1,5	50
14,4W	5000	300	8	1,5	42
19,2W	5000	300	8	1,5	42



IP20 Driver	A	B	C
36W	172	45	32
40W	185	42,5	28,5
60W	202	45	32
75W	295	40	32
120W	260	45	32
150W	295	40	31
160W	260	45	32
240W	310	50	32