



## Skylight

- LED Skylight mimicking a natural skylight
- Equipped with SDL Natural light technology
- Enabling beautiful ambient lighting
- High quality tunable white light solution
- Supports advanced Human-Centric Lighting (HCL) solutions



## Specifications

Item Code	Item Description	Power (W)	Lumen	Efficacy (lm/W)	CCT (K)	Color of light	Net Weight (kg/pc)
<b>Tunable Color/Smart</b>							
542014015700	LEDSkylight SDL-S Sq595-130W-BLE2-WH	130	7800	60	1.8K-12K	Multi-coloured	6

## Accessories

### Recessed Mounting Frame



542098009600  
LEDPanelRc Sq600-Frame-  
WH



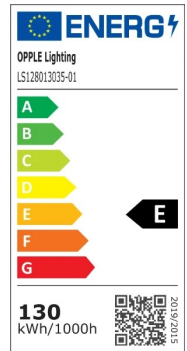
542098045500  
LEDPanelS-P Suspension-  
Kit-G6

## Packaging information

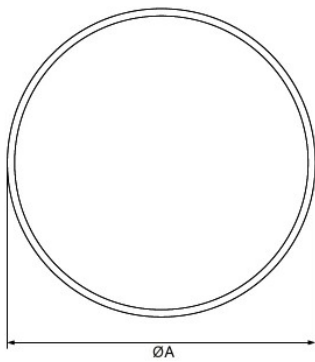
Item			Box			
Item Code	Item Description	EU HS Code	Dimensions (mm) (LxWxH)	Gross Weight (kg/pc)	EAN	pc/box
542014015700	LEDSkylight SDL-S Sq595-130W-BLE2-WH	94051190	710x710x119	7.76	6941491790008	1
542098009600	LEDPanelRc Sq600-Frame-WH	94059900	688x694x88	1.79	6941497704061	1
542098045500	LEDPanelS-P Suspension-Kit-G6	73121020	61x130x130	0.22	6941497784773	1

Technical Specifications	
Lifetime (L70)	100,000 h
Lifetime (L80)	70,000 h
Lifetime (L90)	50,000 h
On-/Off-cycles	100,000
Colour consistency (SDCM)	3
Dimmability	BLE2
Beam angle	120 °
Finishing	White RAL9003
RAL-Number	9003
Colour rendering index (CRI)	Up to > 97
UGR	19
Ingress protection (IP)	IP40
Impact strength (IK)	IK03
Protection class	I
Risk group (EN 62471)	RG0
With control gear	True
Glow wire test	650 °C
Driver failure rate (at 5,000 hrs)	≤ 0.05 %
Power factor	≥ 0.95

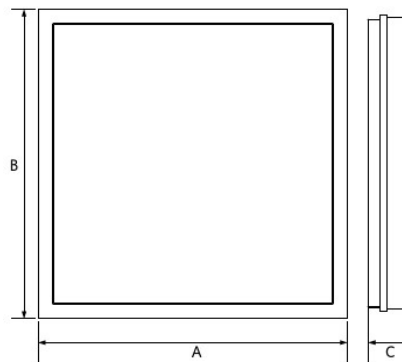
Electrical Supply	
Frequency	50 - 60 Hz
Nominal voltage	220 - 240 V
DC input voltage	No
Mechanical Properties	
Housing material	Aluminium
Cover material	PMMA
Ambient Conditions	
Operating temperature	-10 ~ 45 °C
Application temperature	25 °C
Storage environment	-25 ~ 50 °C



## Dimensional Drawing (mm)



Type	A	B
Rd550	538	86
Rd900	900	106



Type	A	B	C
Sq595	595	595	87,6
Sq620	620	620	87,6

# Photometric Data

