



## Floodlight Modulo Performer G2

- Powerful professional floodlight family from 70 to 380W
- Precise optical design for area, object and facade lighting
- Super slim aluminium body with integrated heatsink
- High efficacy of 140 lm/W
- Easy accessible driver compartment
- IP66 and suitable for use on coastal applications
- Equipped with breather to prevent condensation



## Specifications

Item Code	Item Description	Equivalent to (W)	Power (W)	Lumen	Efficacy (lm/W)	CCT (K)	Beam angle	Net Weight (kg/pc)
720001003400	LED Flood Mo-P2 Re450-150W-840-W	HID 400W	150	21000	140	4000	80°	5.7

## Accessories



705000141900  
LEDStreet-SE-  
ExtensionCable-6m

## Packaging information

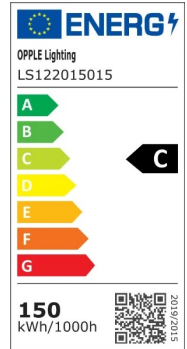
Item			Box			
Item Code	Item Description	EU HS Code	Dimensions (mm) (LxWxH)	Gross Weight (kg/pc)	EAN	pc/box
720001003400	LED Flood Mo-P2 Re450-150W-840-W	94051190	465x485x62	6.23	6941491781105	1
543098021900	LED Fixture-IP68-Connector-Kit-3	39174000	265x245x205	0.08	6941497708991	1
705000141900	LEDStreet-SE-ExtensionCable-6m	85444290	100x60x350	0.68	6941491727738	1

Technical Specifications	
Lifetime (L70)	100,000 h
Lifetime (L80)	70,000 h
Lifetime (L90)	50,000 h
On-/Off-cycles	100,000
Colour consistency (SDCM)	4
Dimmability	On-Off
Finishing	Grey RAL 870-3
Colour rendering index (CRI)	> 80
Efficacy (lm/W)	140 lm/W
Ingress Protection (IP)	IP66
Impact strength (IK)	IK08
Protection class	I
Risk group (EN 62471)	RG1
With control gear	True
Glow wire test	850 °C
Driver failure rate (at 5,000 hrs)	≤ 0.003 %
Power factor	≥ 0.95
Surge protection (kV)	6 kV

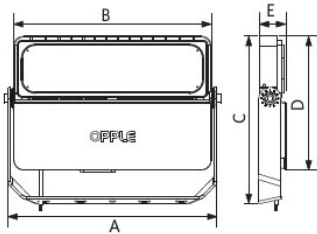
Electrical Supply	
Frequency	50 - 60 Hz
Nominal voltage	220 - 240 V
DC input voltage	See catalogue appendix Connection Specifications
230V Cable length	1 m

Mechanical Properties	
Housing material	Aluminium
Optical material	Polycarbonate
Cover material	Polycarbonate
Coastal proof	Yes

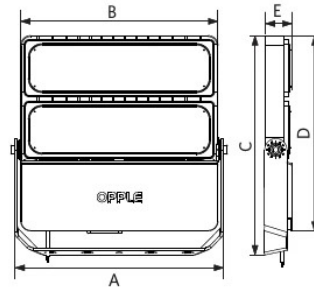
Ambient Conditions	
Operating temperature	-40 - 50 °C
Application temperature	25 °C
Storage environment	-40 - 60 °C



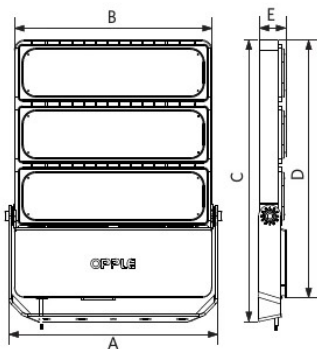
## Dimensional Drawing (mm)



Type	A	B	C	D	E
Re340	423	400	339	271	54



Type	A	B	C	D	E
Re450	423	400	445	396	54



Type	A	B	C	D	E
Re570	423	400	570	521	54

# Photometric Data

