



Skylight

- LED Skylight mimicking a natural skylight
- Equipped with SDL Natural light technology
- Enabling beautiful ambient lighting
- High quality tunable white light solution
- Supports advanced Human-Centric Lighting (HCL) solutions



## Specifications

Item Code	Item Description	Power (W)	Lumen	Efficacy (lm/W)	CCT (K)	Color of light	Net Weight (kg/pc)
<b>Tunable Color/Smart</b>							
520036014300	LEDSkylight SDL-S Rd900-240W-BLE2-WH	240	14400	60	1.8K-12K	Multi-coloured	17.3

## Packaging information

Item			Box			
Item Code	Item Description	EU HS Code	Dimensions (mm) (LxWxH)	Gross Weight (kg/pc)	EAN	pc/box
520036014300	LEDSkylight SDL-S Rd900-240W-BLE2-WH	94051190	1067x1064x130	22.40	6941491791241	1

### Technical Specifications

Lifetime (L70)	100,000 h
Lifetime (L80)	70,000 h
Lifetime (L90)	50,000 h
On-/Off-cycles	100,000
Colour consistency (SDCM)	3
Dimmability	BLE2
Beam angle	120 °
Finishing	White RAL9003
RAL-Number	9003
Colour rendering index (CRI)	Up to > 97
UGR	19
Ingress protection (IP)	IP40
Impact strength (IK)	IK03
Protection class	I
Risk group (EN 62471)	RG0
With control gear	True
Glow wire test	650 °C
Driver failure rate (at 5,000 hrs)	≤ 0.05 %
Power factor	≥ 0.95

### Electrical Supply

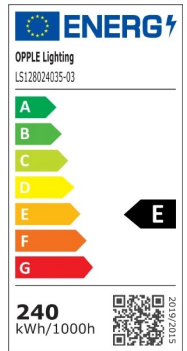
Frequency	50 - 60 Hz
Nominal voltage	220 - 240 V
DC input voltage	No

### Mechanical Properties

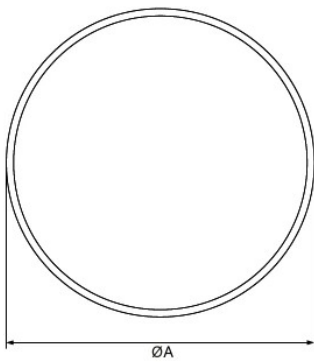
Housing material	Aluminium
Cover material	PMMA

### Ambient Conditions

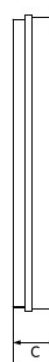
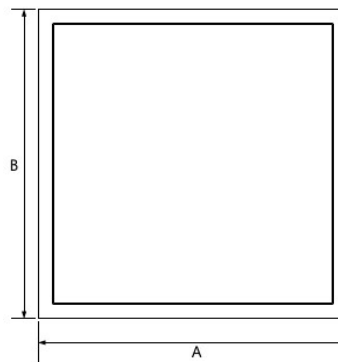
Operating temperature	-10 ~ 45 °C
Application temperature	25 °C
Storage environment	-25 ~ 50 °C



## Dimensional Drawing (mm)



Type	A	B
Rd550	538	86
Rd900	900	106



Type	A	B	C
Sq595	595	595	87,6
Sq620	620	620	87,6

# Photometric Data

