

Waterproof Performer G5

- Powerful range of waterproof luminaires in specific "sealed for life" design
- Quick installation thanks to its screwless endcap
- Equipped with throughwiring, special PLUS version with 2 additional internal wires



Specifications

Item Code	Item Description	Equivalent to (W)	Power (W)	Lumen (lm)	Efficacy (lm/W)	CCT (K)	Internal wiring (mm ²)	Net Weight (kg/pc)
Smart								
531000036100	LEDWaterproof-P5-L12-34W-BLE2-840	TL 2x36W	34	5780	170	4000	3x2.5	1.4

Packaging information

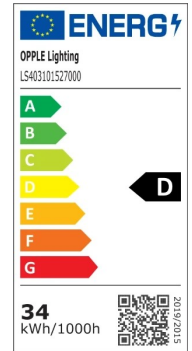
Item			Box			
Item Code	Item Description	EU HS Code	Dimensions (mm) (LxWxH)	Gross Weight (kg/pc)	EAN	pc/box
531000036100	LEDWaterproof-P5-L12-34W-BLE2-840	94051190	1287x79x76	1.60	6941491795188	1
560098000600	LEDSmart-Sensor Surface-Module-WH	94059200	330x220x255	0.15	6941497703972	1
821006001800	LEDSmart-BLE2-Rc-MW-Sensor	85365005	100x100x130	0.19	6941497778277	1
821006002000	LEDSmart-BLE2-Rc-PIR-Sensor	85365005	100x100x70	0.19	6941497778260	1
821009000200	LEDSmart-BLE2-Switch	85365005	89x101x21	0.10	6941497778253	1
821017003000	LEDSmart-BLE2-10V-Converter	94059200	90x42x30	0.09	6931783007624	1
821017003200	LEDSmart-BLE2-DALI-Converter	94059200	90x42x30	0.08	6931783007617	1
821017003400	LEDSmart-BLE2-Multi-Switch-Module	94059200	46x46x50	0.07	6931783007600	1
821017003600	LEDSmart-BLE2-Relay-250W-DIM	94059200	90x42x30	0.09	6931783007594	1
821017003800	LEDSmart-BLE2-Relay-1000W	85364900	110x57x37	0.10	6941497778284	1
822008000200	LEDSmart-BLE2-Light-Wizard	85365005	143x113x55	0.26	6941491779782	1
822008000800	LEDSmart-BLE2-DALI-Connect-Box G2	85176200	112x112x34	0.30	6941491794044	1

Technical Specifications	
Lifetime (L80)	100,000 h
On-/Off-cycles	100,000
Colour consistency (SDCM)	4
Dimmability	BLE2
Beam angle	120°
Finishing	Grey RAL 7035
Colour rendering index (CRI)	> 80
Efficacy (lm/W)	170 lm/W
Ingress Protection (IP)	IP66
Impact strength (IK)	IK08
Protection class	II
Risk group (EN 62471)	RG0
With control gear	True
Glow wire test	850 °C
Driver failure rate (at 5,000 hrs)	≤ 1 %
Power factor	≥ 0.95
Input wire Ø (mm)	1mm ² - 2.5mm ²
Input cable Ø (mm)	7 - 15.5 mm ²

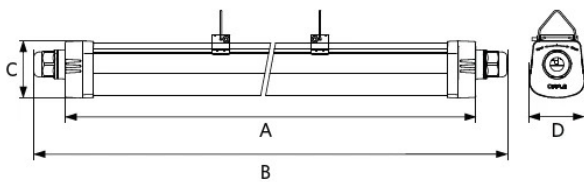
Electrical Supply	
Frequency	50 - 60 Hz
Nominal voltage	220 - 240 V
DC input voltage	See catalogue appendix Connection Specifications

Mechanical Properties	
Housing material	Polycarbonate
Mounting clips	Stainless steel

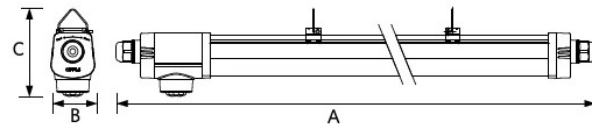
Ambient Conditions	
Operating temperature	-30 - 45 °C
Application temperature	25 °C
Storage environment	-30 - 60 °C



Dimensional Drawing (mm)



Type	A	B	C	D
L600	600	680	73	71
L1200	1200	1280	73	71
L1500	1500	1580	73	71



Type	A	B	C
L06	755	71	103
L12	1355	71	103
L15	1655	71	103

Photometric Data

