

Waterproof Performer G5

- Powerful range of waterproof luminaires in specific "sealed for life" design
- Quick installation thanks to its screwless endcap
- Equipped with throughwiring, special PLUS version with 2 additional internal wires



Specifications

Item Code	Item Description	Equivalent to (W)	Power (W)	Lumen (lm)	Efficacy (lm/W)	CCT (K)	Internal wiring (mm ²)	Net Weight (kg/pc)
Motion Detection/Daylight Detection								
531000044000	LEDWaterproof-P5-L12-22/34W-840-MD	TL 1/2x36W	22 - 34	3740/5780	170	4000	3x2.5	1.7

Packaging information

Item			Box			
Item Code	Item Description	EU HS Code	Dimensions (mm) (LxWxH)	Gross Weight (kg/pc)	EAN	pc/box
531000044000	LEDWaterproof-P5-L12-22/34W-840-MD	94051190	109x78x1366	1.95	6937209605962	1

Technical Specifications

Lifetime (L80)	100,000 h
Lifetime (L90)	50,000 h
On-/Off-cycles	100,000
Colour consistency (SDCM)	4
Dimmability	Sensor controlled (MD)
Sensor type	Motion + Daylight detection (MD)
Sensor technology	Passive Infrared (PIR)
Beam angle	110° x 135°
Finishing	Grey RAL 7035
Colour rendering index (CRI)	> 80
Impact strength (IK)	IK08
Protection class	II
Risk group (EN 62471)	RG0
With control gear	True
Glow wire test	650 °C
Driver failure rate (at 5,000 hrs)	≤ 1 %
Power factor	≥ 0.95
Input wire Ø (mm)	1mm ² - 2.5mm ²
Input cable Ø (mm)	7 - 15.5 mm ²

Electrical Supply

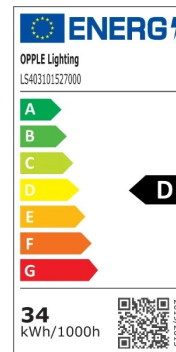
Frequency	50 - 60 Hz
Nominal voltage	220 - 240 V
DC input voltage	See catalogue appendix Connection Specifications

Mechanical Properties

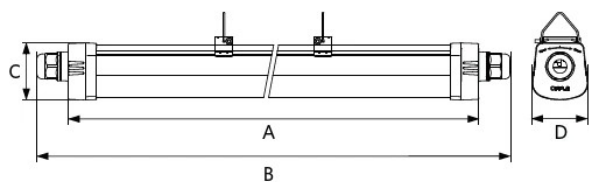
Housing material	Polycarbonate
UV resistant	No
Mounting clips	Stainless steel

Ambient Conditions

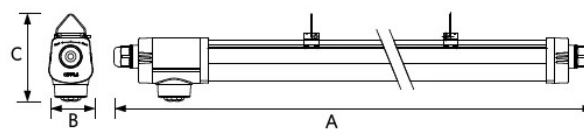
Operating temperature (MD)	-30 - 45 °C
Application temperature	25 °C



Dimensional Drawing (mm)



Type	A	B	C	D
L600	600	680	73	71
L1200	1200	1280	73	71
L1500	1500	1580	73	71



Type	A	B	C
L06	755	71	103
L12	1355	71	103
L15	1655	71	103

Photometric Data

