



## Paneel Sydney









- Krachtig LED paneel, ideaal voor strakke plafonds
- Homogene lichtverdeling met lage verblinding
- Robuust ontwerp van volledig metalen behuizing
- Geschikt voor kantoorapplicaties, UGR <19



## Specificaties

| Artikelcode  | Artikelomschrijving                      | Equivalent (W) | Vermogen (W) | Lumen | Efficiëntie (lm/W) | CCT (K) | Gewicht (kg/st) |
|--------------|--|----------------|--------------|-------|--------------------|---------|-----------------|
| <b>DALI2</b> |  |                |              |       |                    |         |                 |
| 542008001300 | LEDPanelRc-Sy Sq595-35W-DALI-3000-WH-U19 | TL 4x18W       | 35           | 3600  | 103                | 3000    | 3,32            |

## Accessoires

| Surface Mounting Frame  |   | Recessed Mounting Frame   |   |   |   |  |
|---|---|---|---|---|---|--|
|  |  |  |  |  |  |  |
| 140055484<br>LEDPanelRc-SI Sq600-Surface-Module-WH-CT                               | 542098017600<br>LEDPanelRc2 Sq600-Surface-Kit-WH                                    | 542098009600<br>LEDPanelRc Sq600-Frame-WH   | 140053150<br>LEDPanelRc-SI-E Mounting-Springs                                       | 140055365<br>LEDPanel-SI-E-Suspension-Kit   | 542098000800<br>LEDPanelRC-SI U19 EM-kit 1h   |  |
|  |  |   |   |   | 542098000900<br>LEDPanelRC-SI U19 EM-kit 3h   |  |
| 140060852<br>LEDFixture-Ceiling-Cable-Kit-0.5m                                      | 542098030700<br>Junction-Box-WH   |   |   |   |   |  |

## Artikel- en verpakkingsinformatie

| Artikel      |  |            | Doosverpakking          |                   |               |         |
|--------------|--|------------|-------------------------|-------------------|---------------|---------|
| Artikelcode  | Artikelmomschrijving                     | EU HS Code | Afmetingen (mm) (LxBxH) | Brutogewicht (kg) | EAN           | st/doos |
| 542008001300 | LEDPanelRc-Sy Sq595-35W-DALI-3000-WH-U19 | 94051190   | 670x60x695              | 4,21              | 6941408804835 | 1       |
| 140053150    | LEDPanelRc-SI-E Mounting-Springs         | 73209090   | 70x25x90                | 0,12              | 6956712647900 | 1       |
| 140055365    | LEDPanel-SI-E-Suspension-Kit             | 73121020   | 80x25x120               | 0,16              | 6956712682802 | 1       |
| 140055484    | LEDPanelRc-SI Sq600-Surface-Module-WH-CT | 94059900   | 690x690x118             | 4,26              | 6956321879808 | 1       |
| 140060852    | LEDFixture-Ceiling-Cable-Kit-0.5m        | 73121020   | 100x100x5               | 0,40              | 6956321895266 | 1       |
| 542098000800 | LEDPanelRC-SI U19 EM-kit 1h              | 85044083   | 490x390x150             | 0,98              | 6941497702340 | 1       |
| 542098000900 | LEDPanelRC-SI U19 EM-kit 3h              | 85044083   | 490x390x150             | 1,08              | 6941497702333 | 1       |
| 542098001000 | LEDTrunking DALI Power Supply            | 85044083   | 198x54x39               | 0,24              | 6945730496614 | 1       |
| 542098009600 | LEDPanelRc Sq600-Frame-WH                | 94059900   | 688x88x694              | 1,79              | 6941497704061 | 1       |
| 542098017600 | LEDPanelRc2 Sq600-Surface-Kit-WH         | 94059900   | 685x77x68               | 1,53              | 6941497720696 | 1       |
| 542098030700 | Junction-Box-WH                          | 85369010   | 43x103.4x26             | 0,06              | 6941408868684 | 1       |

### Technische specificaties

|                                |             |
|--------------------------------|-------------|
| Levensduur (L70)               | 70.000 u    |
| Levensduur (L80)               | 50.000 u    |
| Aan-/Uit-cycli                 | 100.000     |
| Kleurconsistentie (SDCM)       | 3           |
| Dimbaarheid                    | DALI2       |
| Bundelhoek                     | 80°         |
| Afwerking                      | Wit RAL9003 |
| CRI                            | > 80        |
| UGR                            | ≤ 19        |
| Beschermingsgraad (IP)         | IP20        |
| Slagvastheid                   | IK02        |
| Beschermingsklasse             | II          |
| Risicogroep (EN 62471)         | RG0         |
| Voorschakelapparaat inbegrepen | Ja          |
| Gloeidraadtest                 | 850°C       |
| Vermogensfactor                | ≥ 0,9       |

### Elektrische aansluiting

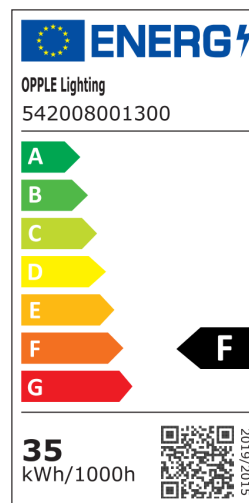
|                    |                      |
|--------------------|----------------------|
| Frequentie         | 50/60 Hz             |
| Nom. spanning      | 220-240 V            |
| DC ingangsspanning | Zie catalogusbijlage |
| Aansluitwaarden    |                      |
| 230V Kabellengte   | 1 m                  |

### Materiaal eigenschappen

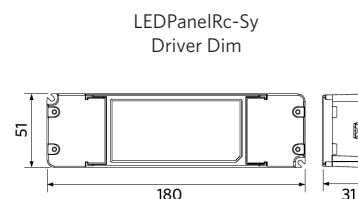
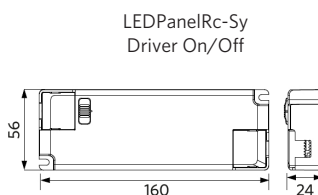
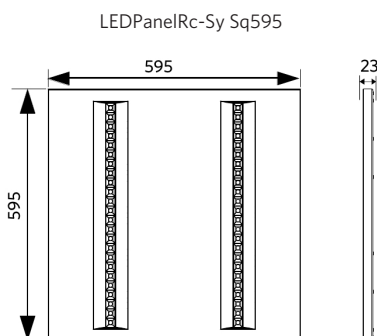
|                     |               |
|---------------------|---------------|
| Materiaal behuizing | Staal         |
| Materiaal optiek    | Polycarbonaat |

### Toepassingscondities

|                     |           |
|---------------------|-----------|
| Bedrijfstemperatuur | -10-+40°C |
| Gebuikstemperatuur  | +25°C     |
| Opslagtemperatuur   | -25-+50°C |



## Maatschets (mm)



## Fotometrische gegevens

