



Slim Panel Basic G4

- Cost effective LED Slim Panel family, including versions suitable for offices (UGR < 19)
- Improved efficacy up to 130lm/W
- Replacement for conventional 4x18W or 2x36W luminaire
- Recessed ceiling frame and surface module kit available as accessory
- Suitable for recessed and suspended applications



Specifications

Item Code	Item Description	Equivalent to (W)	Power (W)	Lumen (lm)	Efficacy (lm/W)	UGR CCT (K)	Net Weight (kg/pc)
On-Off							
542016015200	LEDPanelS-B4 Sq620-23/34W-830-U19	TL 4x18W	23 - 34	2990 - 4420	130	19 3000	2.2

Available on request with Wieland GST18 or WAGO WINSTA connector, or Euro/Schuko plug. DALI2 versions are compatible with central emergency lighting according to EN 50172.

A PIR sensor panel can control up to 4 additional panels

Accessories



140060852
LEDFixture-Ceiling-Cable-Kit-0.5m



542003021800
LEDPanelRc-S-B2
Mounting-Springs



542098045500
LEDPanelS-P Suspension-Kit-G6&G7

Packaging information

Item			Box			
Item Code	Item Description	EU HS Code	Dimensions (mm) (LxWxH)	Gross Weight (kg/pc)	EAN	pc/box
542016015200	LEDPanelS-B4 Sq620-23/34W-830-U19	94051190	630x685x40	2.59	6937209604309	1
140055485	LEDPanelRc-SI Sq625-Surface-Module-WH-CT	94059900	715x715x118	4.77	6956321879815	1
140060852	LEDFixture-Ceiling-Cable-Kit-0.5m	73121020	510x100x11	0.40	6956321895266	1
542003021800	LEDPanelRc-S-B2 Mounting-Springs	73209090	280x200x170	0.10	6941408821672	1
542098000900	LEDPanelRC-SI U19 EM-kit 3h	85044083	490x390x150	1.08	6941497702333	1
542098009700	LEDPanelRc Sq625-Frame-WH	94059900	715x721x88	1.84	6941497704054	1
542098030700	Junction-Box-WH	85369010	44x104x36	0.06	6941408868684	1
542098045500	LEDPanelS-P Suspension-Kit-G6&G7	73121020	61x130x130	0.22	6941497784773	1

Technical Specifications

Lifetime (L70)	70,000 h
Lifetime (L80)	50,000 h
On-/Off-cycles	100,000
Colour consistency (SDCM)	3
Dimmability	On-Off
Finishing	White RAL9003
RAL-Number	9003
Colour rendering index (CRI)	> 80
Ingress Protection (IP)	IP40
Impact strength (IK)	IK03
Protection class	II
Risk group (EN 62471)	RG0
With control gear	True
Glow wire test	650 °C
Driver failure rate (at 5,000 hrs)	≤ 1 %
Power factor	≥ 0.9

Electrical Supply

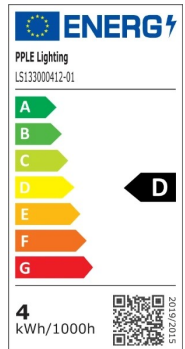
Frequency	50 - 60 Hz
Nominal voltage	220 - 240 V
DC input voltage	See catalogue appendix Connection Specifications

Mechanical Properties

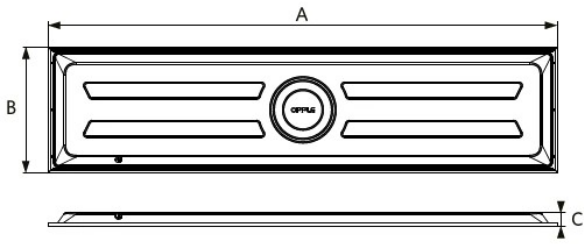
Housing material	Aluminium
Cover material	Polystyrene

Ambient Conditions

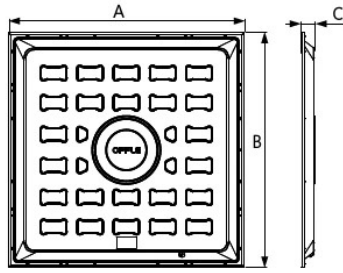
Operating temperature	-10 - 45 °C
Application temperature	25 °C
Storage environment	-25 - 50 °C



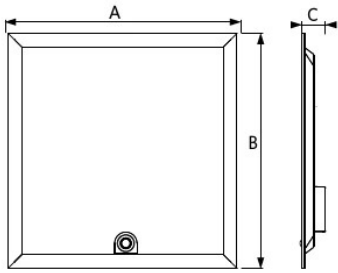
Dimensional Drawing (mm)



Type	A	B	C
Re295	1195	295	32



Type	A	B	C
Sq595	595	595	32
Sq620	620	620	34



Type	A	B	C
Sq595	595	595	67
Sq620	620	620	67

Photometric Data

