OPPLE LIGHTING.

Trunking G2

- Trunking system with modular freedom: Free-to-place LED modules and extensive layout accessories
- High Performance: Powerful output up to 24 690 lm with tailored beam optics
- Fast Installation: Versatile 1,5m to 4,5m trunks to fit any project size
- Industrial Grade: Durable IP54 rated options for demanding environments
- Future-Proof Efficiency: Ultra-high efficacy up to 208 lm/W, with smart savings via DALI-2 dimming and integrated sensors

IP54

MULTI POWER

Specifications

Item Code	Item Description	Equivalent to (W)	Power (W)	Lumen (lm)	Efficacy (lm/W)	Beam angle	Net Weight (kg/pc)
On-Off							
552000030300	Trunk-P2 Mod L15-23/35W-840-AS-WH-IP54	TL 2x58W	35	4485 - 6825	195	18°	2

Accessories

552001005200
Trunk-P2 Cable-Duct-Clamp 2pcs

552001005400
Trunk-P2 End-Cap WH

552001005600
Trunk-P2 Surface-Mounting-Clip 2pcs

552001005800
Trunk-P2 Chain-Mounting-Clip 2pcs

552001012900
Trunk-P2 Trunk-IP54-Accessory-Kit-WH



552001013000
Trunk-P2 Mod-IP54-Accessory-Kit

Packaging information

Item			Box			
Item Code	Item Description	EU HS Code	Dimensions (mm) (LxWxH)	Gross Weight (kg/pc)	EAN	pc/box
552000030300	Trunk-P2 Mod L15-23/35W-840-AS-WH-IP54	94054239	1500x240x223	2.00	6937209648563	1
552000016600	Trunk-P2 Trunk-Feed in 13-Wire L15-WH	94059900	1618x240x165	3.24	6937209646101	1
552000016800	Trunk-P2 Trunk-Feed in 7-Wire L15-WH	94059900	1618x240x165	2.84	6937209646125	1
552001000000	Trunk-P2 Trunk 7-Wire L15-WH	94059900	1620x240x165	2.84	6937209647399	1
552001000100	Trunk-P2 Trunk 7-Wire L30-WH	94059900	3570x240x165	5.42	6937209647405	1
552001000200	Trunk-P2 Trunk 7-Wire L45-WH	94059900	5007x240x165	8.46	6937209647412	1
552001000300	Trunk-P2 Trunk 13-Wire L15-WH	94059900	1620x240x165	3.34	6937209647429	1
552001000400	Trunk-P2 Trunk 13-Wire L30-WH	94059900	3570x240x165	6.54	6937209647436	1
552001000500	Trunk-P2 Trunk 13-Wire L45-WH	94059900	5007x240x165	9.81	6937209647443	1
552001001200	Trunk-P2 Trunk-Ending 7-Wire L15-WH	94059900	1500x240x165	2.63	6937209647511	1
552001001300	Trunk-P2 Trunk-Ending 7-Wire L30-WH	94059900	2947x240x165	5.20	6937209647528	1
552001001400	Trunk-P2 Trunk-Ending 7-Wire L45-WH	94059900	4384x240x165	7.77	6937209647535	1
552001001500	Trunk-P2 Trunk-Ending 13-Wire L15-WH	94059900	1500x240x165	3.12	6937209647542	1
552001001600	Trunk-P2 Trunk-Ending 13-Wire L30-WH	94059900	2947x240x165	6.08	6937209647559	1
552001001700	Trunk-P2 Trunk-Ending 13-Wire L45-WH	94059900	4384x240x165	9.12	6937209647566	1
552001002800	Trunk-P2 L-Coupler WH 13	94059900	660x445x445	1.36	6937209647672	1
552001003200	Trunk-P2 T-Coupler-Left WH 13	94059900	660x445x445	1.93	6937209647719	1
552001003400	Trunk-P2 T-Coupler-Right WH 13	94059900	660x445x445	1.93	6937209647733	1
552001003600	Trunk-P2 X-Coupler WH 13	94059900	660x660x445	2.44	6937209647757	1
552001003800	Trunk-P2 Blind-Cover L037-WH	94054239	395x320x170	0.14	6937209647771	1
552001003900	Trunk-P2 Blind-Cover L075-WH	94054239	765x320x170	0.25	6937209647788	1
552001004000	Trunk-P2 Blind-Cover L15-WH	94054239	1482x320x170	0.48	6937209647795	1
552001004100	Trunk-P2 Blind-Cover L22-WH	94054239	2200x320x170	0.73	6937209647801	1
552001004900	Trunk-P2 Cable-Duct-Side Plate-L15-WH 2pcs	94054239	1477x275x170	0.34	6937209647887	1
552001005000	Trunk-P2 Cable-Duct-Side Plate-L30-WH 2pcs	94054239	3914x275x170	0.67	6937209647894	1
552001005200	Trunk-P2 Cable-Duct-Clamp 2pcs	73209090	450x445x270	0.04	6937209647917	1
552001005400	Trunk-P2 End-Cap WH	94059200	450x445x270	0.02	6937209647931	1
552001005600	Trunk-P2 Surface-Mounting-Clip 2pcs	73209090	450x445x270	0.02	6937209647955	1
552001005700	Trunk-P2 Cord+Clip L30 2pcs	73209090	450x445x270	0.16	6937209647962	1
552001005800	Trunk-P2 Chain-Mounting-Clip 2pcs	94059900	450x445x270	0.05	6937209647979	1
552001006700	Trunk-P2 EM-Module L075-6W-N-EM3-WH	94051190	779x220x220	1.63	6937209648068	1
552001008500	Trunk-P2 230V-Schuko-Socket L037-WH	94059900	779x220x220	0.56	6937209648242	1
552001010900	Trunk-P2 Feed-in Module 7-Wire-L03-WH	94054239	687x636x426	0.67	6937209649904	1
552001011100	Trunk-P2 Feed-in Module 13-Wire-L03-WH	94054239	687x636x426	0.69	6937209649928	1
552000037300	Trunk-P2 Blind-Module 13 L037-WH	94054239	788x240x180	0.61	6937209649263	1
552001012900	Trunk-P2 Trunk-IP54-Accessory-Kit-WH	39269097	450x445x270	0.04	6937209650269	1
552001013000	Trunk-P2 Mod-IP54-Accessory-Kit	39269097	450x445x270	0.06	6937209650276	1
552001006900	Trunk-P2 PIR-Sensor Relay-L-A-L037-WH	85365005	788x330x270	0.85	6937209648082	1
552001007700	Trunk-P2 PIR-Sensor Relay-L-R-L037-WH	85365005	788x330x270	0.85	6937209648167	1
552001006300	Trunk-P2 Trunk-Feed in 7-Wire L30-WH	94059900	3570x240x165	5.54	6937209648020	1

Technical Specifications	
Lifetime (L70)	100,000 h
Lifetime (L80)	100,000 h
Lifetime (L90)	50,000 h
On-/Off-cycles	100,000
Dimmability	On-Off
CCT (K)	4000 K
RAL-Number	9,003
Colour rendering index (CRI)	> 80
Ingress Protection (IP)	IP54
Protection class	I
Risk group (EN 62471)	RG0
With control gear	True
Power factor	≥ 0.9

Electrical Supply	
Frequency	50 - 60
Nominal voltage	220 - 240 V
DC input voltage	See catalogue appendix Connection Specifications

Mechanical Properties	
Housing material	Steel
Optical material	PC

Ambient Conditions	
Operating temperature	-20 ~ 50 °C
Application temperature	25 °C
Storage environment	-30 ~ 70 °C



Dimensional Drawing (mm)

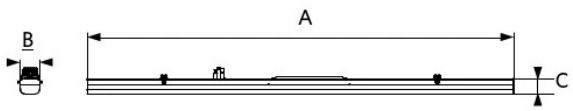

Type	A	B	C
MOD L15 DF	1437	67	47
MOD L15	1437	67	25
MOD L22	2155	67	25

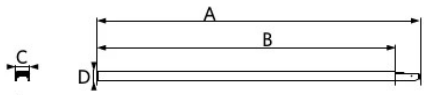

Type	A	B	C	D
L15	1558	1437	68	46
L30	2995	2874	68	46
L45	4432	4311	68	46

Photometric Data

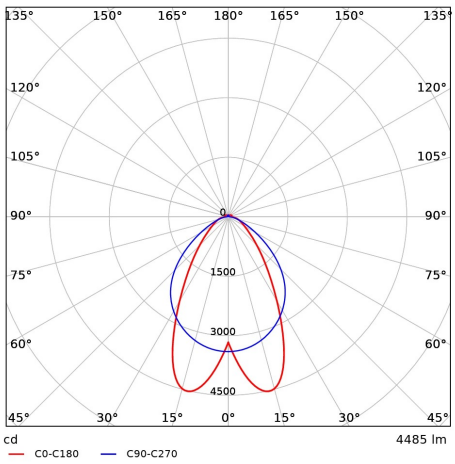

Version September 2026
Data subject to change

Check our website for more detailed product specifications.