OPPLE LIGHTING.



Trunking G2

- Trunking system with modular freedom: Free-to-place LED modules and extensive layout accessories
- High Performance: Powerful output up to 24 690 lm with tailored beam optics
- Fast Installation: Versatile 1,5m to 4,5m trunks to fit any project size
- Industrial Grade: Durable IP54 rated options for demanding environments
- Future-Proof Efficiency: Ultra-high efficacy up to 208 lm/W, with smart savings via DALI-2 dimming and integrated sensors

IP54

MULTI POWER

Specifications

Item Code	Item Description	Equivalent to (W)	Power (W)	Lumen (lm)	Efficacy (lm/W)	Beam angle	Net Weight (kg/pc)
On-Off							
552000042500	Trunk-P2 Mod L22-63/83W-840-AS-WH-IP54		83	12600 - 16600	200	18°	2.7

Accessories



552001005200
Trunk-P2 Cable-Duct-Clamp 2pcs



552001005400
Trunk-P2 End-Cap WH



552001005600
Trunk-P2 Surface-Mounting-Clip 2pcs



552001005800
Trunk-P2 Chain-Mounting-Clip 2pcs



552001012900
Trunk-P2 Trunk-IP54-Accessory-Kit-WH



552001013000
Trunk-P2 Mod-IP54-Accessory-Kit

Packaging information

Item			Box			
Item Code	Item Description	EU HS Code	Dimensions (mm) (LxWxH)	Gross Weight (kg/pc)	EAN	pc/box
552000042500	Trunk-P2 Mod L22-63/83W-840-AS-WH-IP54	94054239	2355x220x220	3.00	6937209649782	1
552000016600	Trunk-P2 Trunk-Feed in 13-Wire L15-WH	94059900	1618x240x165	3.24	6937209646101	1
552000016800	Trunk-P2 Trunk-Feed in 7-Wire L15-WH	94059900	1618x240x165	2.84	6937209646125	1
552001000000	Trunk-P2 Trunk 7-Wire L15-WH	94059900	1620x240x165	2.84	6937209647399	1
552001000100	Trunk-P2 Trunk 7-Wire L30-WH	94059900	3570x240x165	5.42	6937209647405	1
552001000200	Trunk-P2 Trunk 7-Wire L45-WH	94059900	5007x240x165	8.46	6937209647412	1
552001000300	Trunk-P2 Trunk 13-Wire L15-WH	94059900	1620x240x165	3.34	6937209647429	1
552001000400	Trunk-P2 Trunk 13-Wire L30-WH	94059900	3570x240x165	6.54	6937209647436	1
552001000500	Trunk-P2 Trunk 13-Wire L45-WH	94059900	5007x240x165	9.81	6937209647443	1
552001001200	Trunk-P2 Trunk-Ending 7-Wire L15-WH	94059900	1500x240x165	2.63	6937209647511	1
552001001300	Trunk-P2 Trunk-Ending 7-Wire L30-WH	94059900	2947x240x165	5.20	6937209647528	1
552001001400	Trunk-P2 Trunk-Ending 7-Wire L45-WH	94059900	4384x240x165	7.77	6937209647535	1
552001001500	Trunk-P2 Trunk-Ending 13-Wire L15-WH	94059900	1500x240x165	3.12	6937209647542	1
552001001600	Trunk-P2 Trunk-Ending 13-Wire L30-WH	94059900	2947x240x165	6.08	6937209647559	1
552001001700	Trunk-P2 Trunk-Ending 13-Wire L45-WH	94059900	4384x240x165	9.12	6937209647566	1
552001002800	Trunk-P2 L-Coupler WH 13	94059900	660x445x445	1.36	6937209647672	1
552001003200	Trunk-P2 T-Coupler-Left WH 13	94059900	660x445x445	1.93	6937209647719	1
552001003400	Trunk-P2 T-Coupler-Right WH 13	94059900	660x445x445	1.93	6937209647733	1
552001003600	Trunk-P2 X-Coupler WH 13	94059900	660x660x445	2.44	6937209647757	1
552001003800	Trunk-P2 Blind-Cover L037-WH	94054239	395x320x170	0.14	6937209647771	1
552001003900	Trunk-P2 Blind-Cover L075-WH	94054239	765x320x170	0.25	6937209647788	1
552001004000	Trunk-P2 Blind-Cover L15-WH	94054239	1482x320x170	0.48	6937209647795	1
552001004100	Trunk-P2 Blind-Cover L22-WH	94054239	2200x320x170	0.73	6937209647801	1
552001004900	Trunk-P2 Cable-Duct-Side Plate-L15-WH 2pcs	94054239	1477x275x170	0.34	6937209647887	1
552001005000	Trunk-P2 Cable-Duct-Side Plate-L30-WH 2pcs	94054239	3914x275x170	0.67	6937209647894	1
552001005200	Trunk-P2 Cable-Duct-Clamp 2pcs	73209090	450x445x270	0.04	6937209647917	1
552001005400	Trunk-P2 End-Cap WH	94059200	450x445x270	0.02	6937209647931	1
552001005600	Trunk-P2 Surface-Mounting-Clip 2pcs	73209090	450x445x270	0.02	6937209647955	1
552001005700	Trunk-P2 Cord+Clip L30 2pcs	73209090	450x445x270	0.16	6937209647962	1
552001005800	Trunk-P2 Chain-Mounting-Clip 2pcs	94059900	450x445x270	0.05	6937209647979	1
552001006700	Trunk-P2 EM-Module L075-6W-N-EM3-WH	94051190	779x220x220	1.63	6937209648068	1
552001008500	Trunk-P2 230V-Schuko-Socket L037-WH	94059900	779x220x220	0.56	6937209648242	1
552001010900	Trunk-P2 Feed-in Module 7-Wire-L03-WH	94054239	687x636x426	0.67	6937209649904	1
552001011100	Trunk-P2 Feed-in Module 13-Wire-L03-WH	94054239	687x636x426	0.69	6937209649928	1
552000037300	Trunk-P2 Blind-Module 13 L037-WH	94054239	788x240x180	0.61	6937209649263	1
552001012900	Trunk-P2 Trunk-IP54-Accessory-Kit-WH	39269097	450x445x270	0.04	6937209650269	1
552001013000	Trunk-P2 Mod-IP54-Accessory-Kit	39269097	450x445x270	0.06	6937209650276	1
552001006900	Trunk-P2 PIR-Sensor Relay-L-A-L037-WH	85365005	788x330x270	0.85	6937209648082	1
552001007700	Trunk-P2 PIR-Sensor Relay-L-R-L037-WH	85365005	788x330x270	0.85	6937209648167	1
552001006300	Trunk-P2 Trunk-Feed in 7-Wire L30-WH	94059900	3570x240x165	5.54	6937209648020	1

Technical Specifications	
Lifetime (L70)	100,000 h
Lifetime (L80)	100,000 h
Lifetime (L90)	50,000 h
On-/Off-cycles	100,000
Dimmability	On-Off
CCT (K)	4000 K
RAL-Number	9,003
Colour rendering index (CRI)	> 80
Ingress Protection (IP)	IP54
Protection class	I
Risk group (EN 62471)	RG0
With control gear	True
Power factor	≥ 0.9

Electrical Supply	
Frequency	50 - 60
Nominal voltage	220 - 240 V
DC input voltage	See catalogue appendix Connection Specifications

Mechanical Properties	
Housing material	Steel
Optical material	PC

Ambient Conditions	
Operating temperature	-20 ~ 50 °C
Application temperature	25 °C
Storage environment	-30 ~ 70 °C

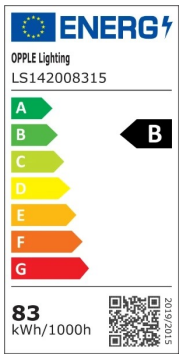

Dimensional Drawing (mm)



Type	A	B	C
MOD L15 DF	1437	67	47
MOD L15	1437	67	25
MOD L22	2155	67	25

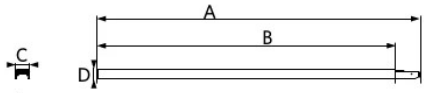

Type	A	B	C	D
L15	1558	1437	68	46
L30	2995	2874	68	46
L45	4432	4311	68	46

Photometric Data

